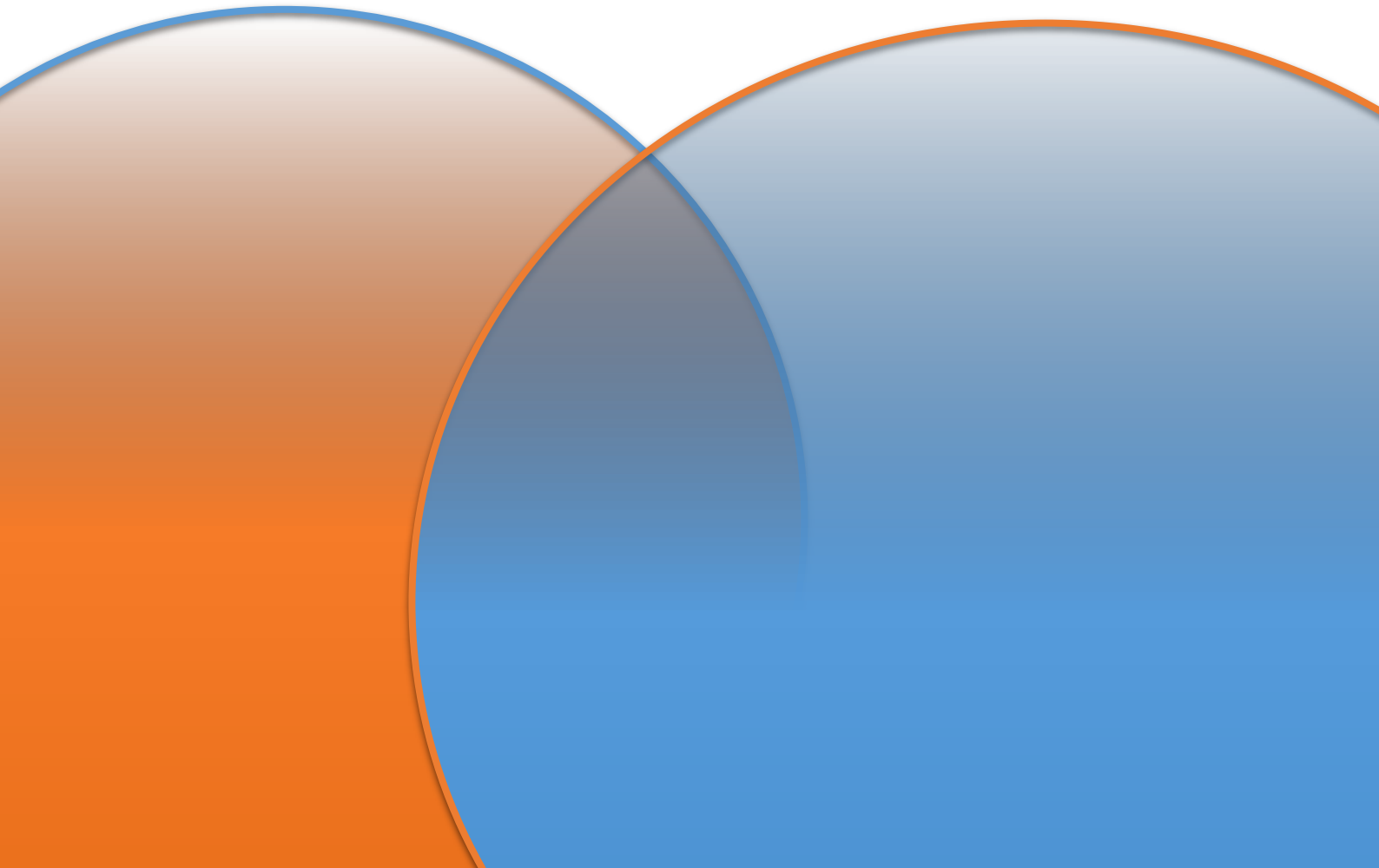




WINNIE'S

WAGTAIL WAREHOUSE

Preparing for your puppy's arrival



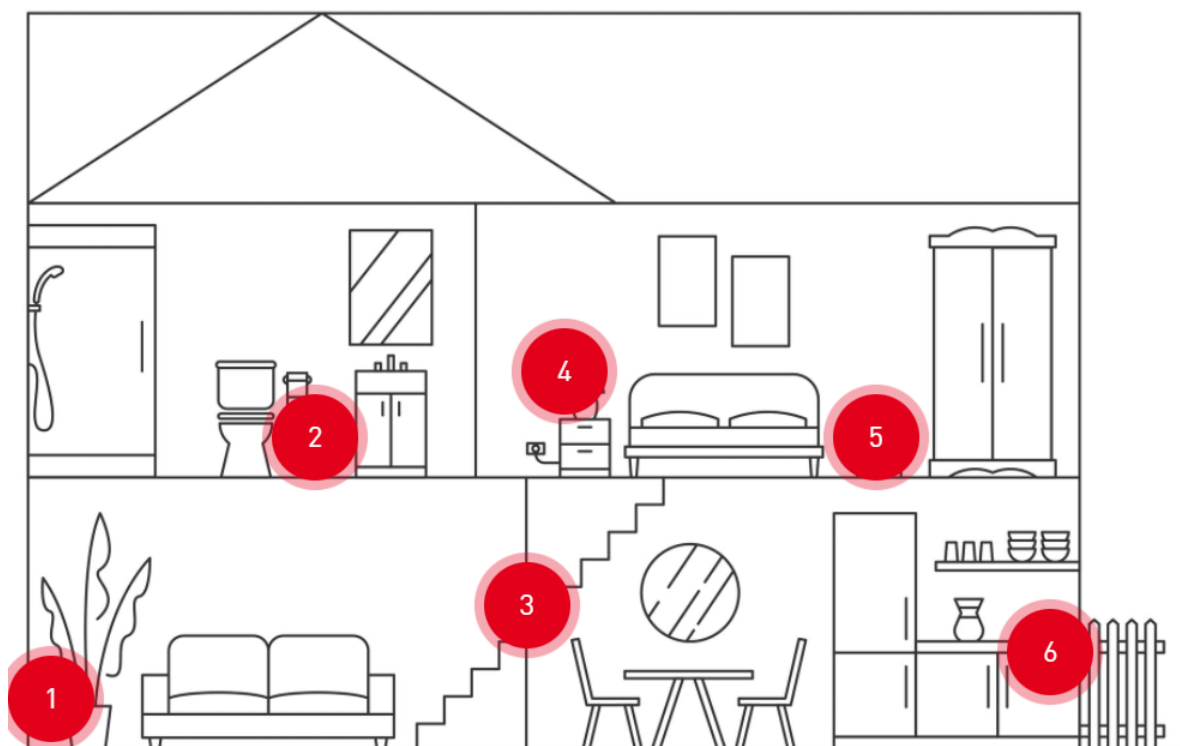
Welcoming a new puppy is an exciting, challenging and hugely rewarding time. If you're well prepared, you can help your puppy settle faster and it'll be more enjoyable for you too.

Getting ready for your puppy

There's lots of things to do before you collect your puppy to make sure you're ready for their arrival. As well as buying important equipment for them, it's vital to make appropriate preparations at home too. Key things to consider are:

How to puppy-proof your home

Puppies are curious and love to explore, so it's important you make sure your home's safe and secure for before you collect your new arrival. Here's our checklist to help you prepare your home for your puppy.

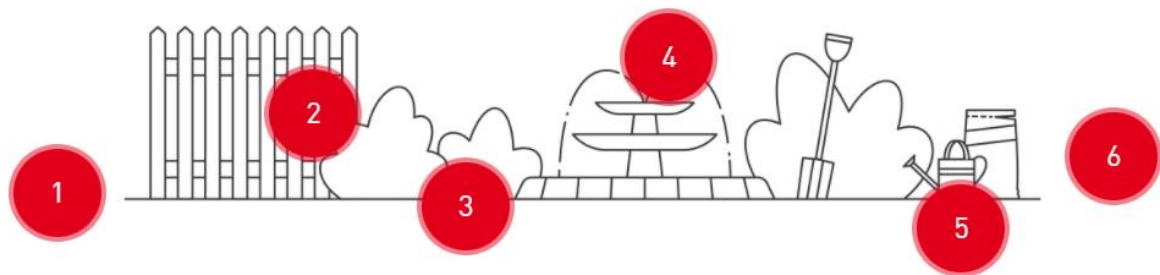


1.Toxic houseplants

Many common houseplants are very dangerous for dogs and puppies, including, lilies, aloe vera, ivy, dieffenbachia, caladium, pothos, zamioculcas, cyclamen. It's best to either keep all houseplants out of the way of your puppy, or double check to make sure yours don't pose a threat for them.

How to puppy-proof your garden

Your puppy will enjoy spending time outdoors, so you'll need to make sure your garden's safe for them to explore too. Here are some important things to consider.



1.Fencing and gates

Before your puppy arrives, make sure there are no gaps in your garden fencing or gates. And check there are no areas where your puppy could dig under or climb over to escape.

Things you'll need for your puppy

Before your puppy arrives, make sure you have everything you need to care for them and help them settle into their new home. Here are the essentials.

- Bedding

Choose one that's easy to clean and will suit your puppy as they grow.

- Puppy mats

These are useful for cleaning up any accidents, so make sure to get plenty in stock.

- Crate

As an adult, your dog must have enough room to stand up, turn around, lie down and stretch out in their crate.

Food and water bowls

Stainless steel bowls work well as they can't be chewed, are easy to clean and don't rust, chip or break. Noise sensitive puppies may prefer plastic bowls.

Puppy food to support growth

Initially, this should be the same food your puppy's being fed before you collect them.

Toys

Buy toys, balls or treat-dispensing chews that are the right size for your puppy. Rubber dog toys are often more durable.

Collar and lead

Choose a collar that will adjust as your puppy grows. And check it's snug enough not to slip over their head.

Cleaning supplies

Buy non-hazardous cleaning materials that don't have a strong scent to avoid your puppy associating the smell with toilet accidents.

Grooming equipment

Depending on your puppy's coat type, you may need a brush, comb or grooming mitt. You'll also need nail clippers designed for dogs.

Hygiene equipment

Choose a toothbrush, toothpaste and shampoo that's specially designed for dogs.

Choose the right puppy food

Puppies have very delicate digestive systems and sudden changes in their diet can cause digestive upsets or even make them wary of their food. For this reason, it's best to feed your puppy the same food as their previous owner for the first few days while they settle. Then you can slowly introduce your choice of puppy food that should support your puppy's growth.

Having the right diet is crucial for a puppy's health, growth and development. At each stage, they need specific nutrients in precise quantities according to their breed size. So we recommend selecting a high quality puppy food based on your puppy's age and expected adult size.